

مفكرتي الصغيرة في

# الكتابة

من إعداد الأستاذ :


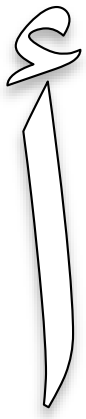
خالد ميهوبي

أكتب

ألون

أتعلم

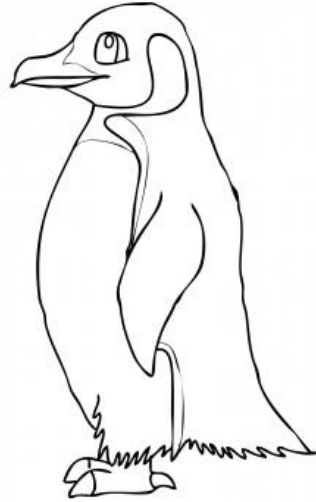
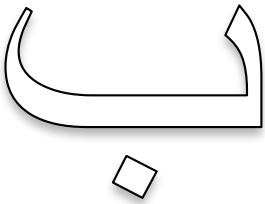




ف ف ف ف ف ف ف ف

ف ف ف ف ف ف ف ف

ف ف ف ف ف ف ف ف


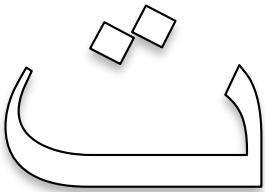


ب ب ب ب ب

ب ب ب ب ب

ب ب ب ب ب

ب ب ب ب ب


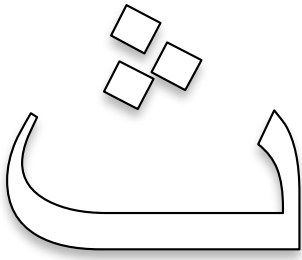


ت ت ت ت ت ت ت ت


ت ت ت ت ت ت ت ت

ت ت ت ت ت ت ت ت


ت ت ت ت ت ت ت ت





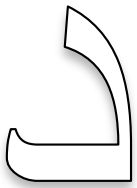

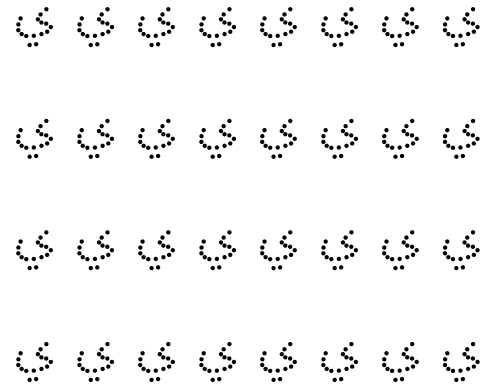

ث ث ث ث ث ث ث  
ث ث ث ث ث ث ث  
ث ث ث ث ث ث ث  
ث ث ث ث ث ث ث



ج ج ج ج ج ج ج ج  
ج ج ج ج ج ج ج ج  
ج ج ج ج ج ج ج ج  
ج ج ج ج ج ج ج ج



ح ح ح ح ح ح ح ح  
ح ح ح ح ح ح ح ح  
ح ح ح ح ح ح ح ح  
ح ح ح ح ح ح ح ح




© 2010 - www.khalid.com




الأستاذ  
خالد

ميهوبي



د د د د د د د د د د  
د د د د د د د د د د  
د د د د د د د د د د  
د د د د د د د د د د



ز ز ز ز ز ز ز ز ز ز  
ز ز ز ز ز ز ز ز ز ز  
ز ز ز ز ز ز ز ز ز ز  
ز ز ز ز ز ز ز ز ز ز



الأستاذ  
خالد


ميھوبي

س




س س س س س س س س  
س س س س س س س س  
س س س س س س س س  
س س س س س س س س

ش



ش ش ش ش ش ش ش ش  
ش ش ش ش ش ش ش ش  
ش ش ش ش ش ش ش ش  
ش ش ش ش ش ش ش ش

ص




ص ص ص ص ص ص ص ص  
ص ص ص ص ص ص ص ص  
ص ص ص ص ص ص ص ص  
ص ص ص ص ص ص ص ص




الأستاذ  
خالد

★ ميهوبي ★

A large, hollow outline of the Arabic letter 'Zay' (ز) is centered on the page. Above the letter, there is a small, hollow square. The entire graphic is rendered in black outlines on a white background.




ضضضضضض  
ضضضضضض  
ضضضضضض  
ضضضضضض



Handwriting practice sheet for the letter 'b'. The page contains four rows of dashed lowercase 'b' characters for tracing. Each row contains eight 'b's. The first row is labeled 'b' at the beginning. The second row is labeled 'b' at the beginning. The third row is labeled 'b' at the beginning. The fourth row is labeled 'b' at the beginning.

A line drawing of a stylized letter 'L' with a small square above it. The 'L' is composed of a thick horizontal base and a vertical stem that curves into a hook. A small square is positioned above the vertical stem. The entire drawing is enclosed in a rectangular frame.




A 4x8 grid of 32 lowercase 'b' characters. Each character is formed by a 5x5 dot pattern. The grid is as follows:

b	b	b	b	b	b	b	b
b	b	b	b	b	b	b	b
b	b	b	b	b	b	b	b
b	b	b	b	b	b	b	b

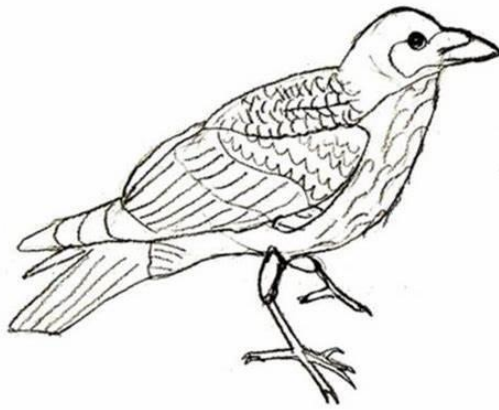


ع



ع ع ع ع ع ع ع ع  
ع ع ع ع ع ع ع ع  
ع ع ع ع ع ع ع ع  
ع ع ع ع ع ع ع ع

غ





غ غ غ غ غ غ غ غ  
غ غ غ غ غ غ غ غ  
غ غ غ غ غ غ غ غ  
غ غ غ غ غ غ غ غ

ف


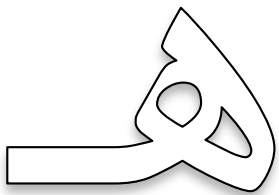

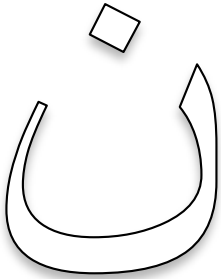
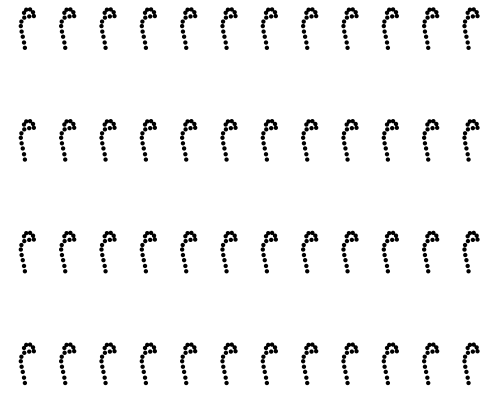
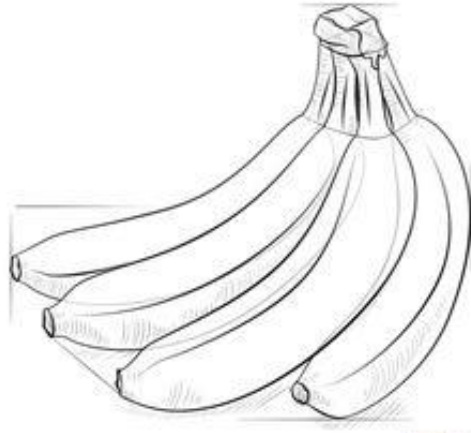
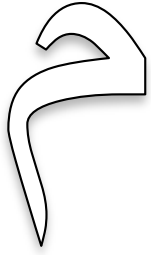





ف ف ف ف ف ف ف ف  
ف ف ف ف ف ف ف ف  
ف ف ف ف ف ف ف ف  
ف ف ف ف ف ف ف ف



A 4x10 grid of dotted uppercase letter 'J's for tracing practice. Each row contains ten identical dotted 'J's, evenly spaced. The letters are designed for children to trace over.







ي ي ي ي ي ي ي ي  
ي ي ي ي ي ي ي ي  
ي ي ي ي ي ي ي ي  
ي ي ي ي ي ي ي ي



